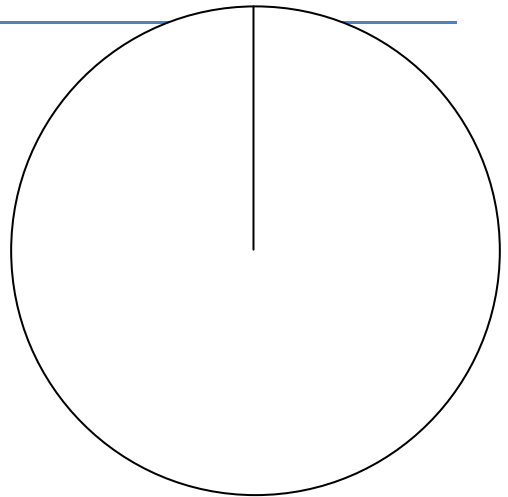


# Pie Charts

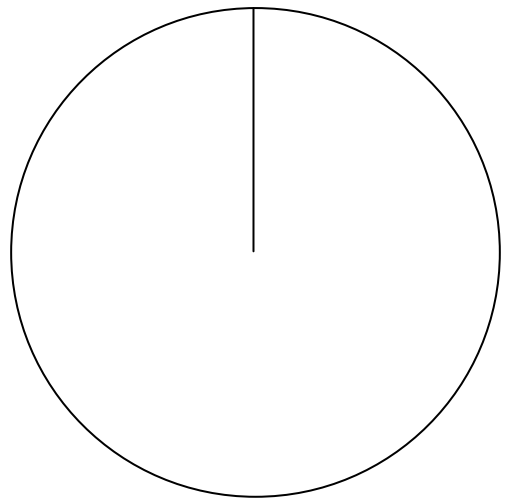
1.

Favourite Footballer	Number of people	Angle
Owen	6	
Giggs	4	
Ferdinand	7	
Fowler	2	
Beckham	5	
Total		



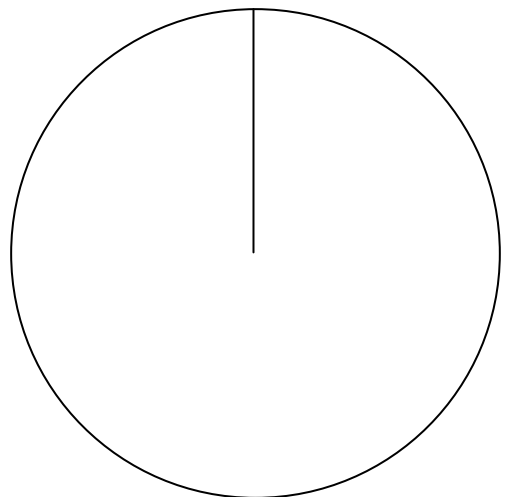
2.

Favourite Sport	Number of people	Angle
Football	25	
Netball	15	
Tennis	30	
Hockey	20	
Total		



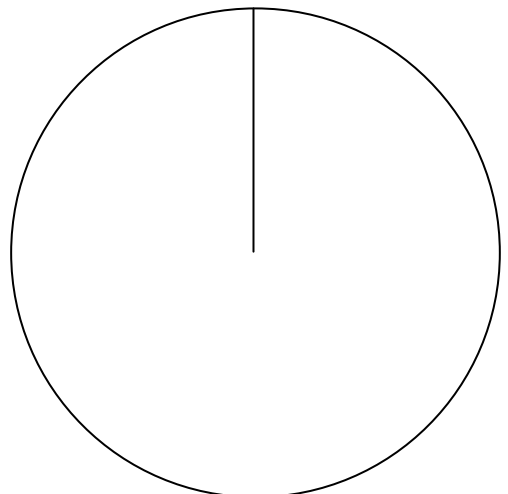
3.

Favourite Food	Number of people	Angle
Chips	21	
Crisps	15	
Cake	6	
Chocolate	14	
Lettuce	4	
Total		



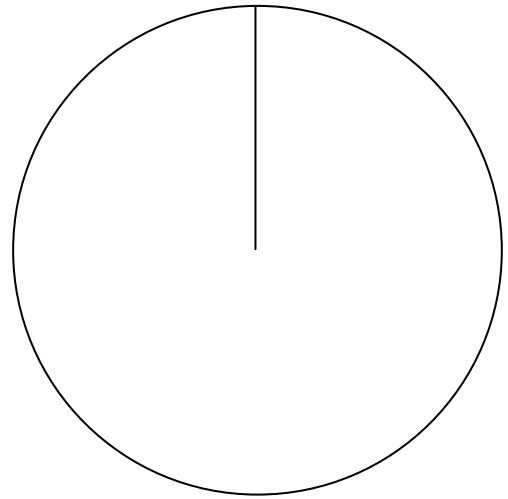
4.

Favourite Pet	Number of people	Angle
Dog	21	
Cat	18	
Fish	4	
Rabbit	2	
Total		



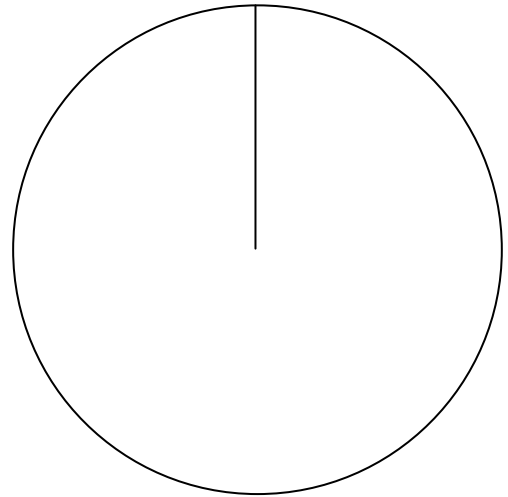
5.

Least liked sport	Number of people	Angle (to the nearest degree)
Football	86	
Netball	45	
Tennis	30	
Hockey	39	
Total		



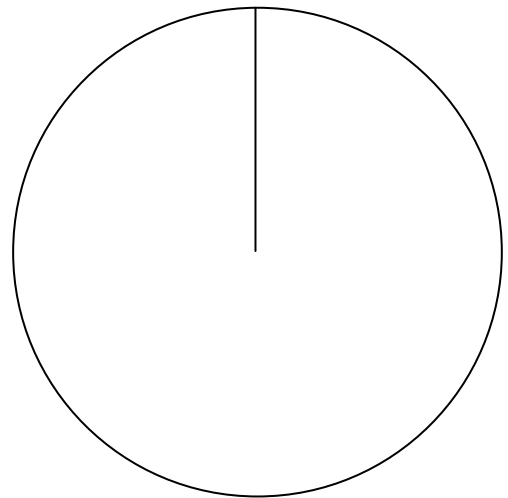
6.

Least liked music	Number of people	Angle (to the nearest degree)
Rock	21	
Jazz	43	
Blues	34	
Pop	2	
Total		



7.

Least liked colour	Number of people	Angle (to the nearest degree)
Blue	137	
Green	64	
Red	23	
Yellow	205	
Purple	3	
Total		



8.

Least liked car	Number of people	Angle (to the nearest degree)
Porsche	8	
Mini	13	
Mondeo	18	
Skoda	35	
Lotus	1	
Total		

